

# EFFECTS OF OXIDANTS ON HYDROGEN SPONTANEOUS IGNITION: EXPERIMENTS AND MODELLING

Jallais, S.<sup>1</sup>, Vyazmina E.<sup>1</sup>, Kuznetsov M.<sup>2</sup>, Grune J.<sup>3</sup>, Xu B.P.<sup>4</sup> and Wen J.<sup>5</sup>

<sup>1</sup> Centre de Recherche Paris-Saclay, AIR LIQUIDE Research & Development, 1BP 126, 78354, Jouy-en-Josas, France, [Simon.Jallais@airliquide.com](mailto:Simon.Jallais@airliquide.com)

<sup>2</sup> KIT, Herman-von-Helmholtz Platz 1, 76344, Eggenstein-Leopoldshafen, Germany,

<sup>3</sup>Pro-Science GmbH, Germany

<sup>4</sup>Department of Power Machinery, Dalian University of Technology, China,

<sup>5</sup>Warwick FIRE, School of Engineering, University of Warwick, Coventry, UK

## ABSTRACT

Experiments were performed on the influence of oxidants (air, pure oxygen O<sub>2</sub> and pure nitrous oxide N<sub>2</sub>O at atmospheric pressure) in the straight expansion tube after the burst disk on the hydrogen spontaneous ignition. The lowest pressure at which the spontaneous ignition is observed has been researched for a 4 mm diameter tube with a length of 10 cm for the two oxidant gases. The ignition phenomenon is observed with a high speed camera and the external overpressures are measured. Numerical simulations have also been conducted with the high resolution CFD approach detailed chemistry formerly developed by Wen and co-workers. Comparison is made between the predictions and the experimental data.

## 1.0 INTRODUCTION

Literature reports the existence of multiple spontaneous ignitions of hydrogen leaks without any apparent reason [1]. In 2007, Dryer et al. [2] for the first time experimentally demonstrated that a hydrogen spontaneous ignition could be obtained by a high pressure hydrogen release in a straight tube filled with air.

From 2007 up to nowadays, the spontaneous ignition of hydrogen was extensively investigated experimentally [3-9]. The experimental studies were mainly aimed at the understanding of an ignition of hydrogen released through extension tubes of different lengths and diameters for different initial pressures. Some authors also studied the influence of alternative designs of a classical cylindrical extension tube: tube with varying cross sections, local enlargement, perforated channel, two dimensional ducts, T shaped channel, diaphragm rupturing conditions [10-16]. The influence of the addition to the hydrogen of different gases (methane and nitrogen) was also recently investigated [17-19]. Generally, the higher initial pressure, the longer tube length and the smaller its diameter the easier is the ignition of hydrogen. On the contrary, hydrogen dilution makes the ignition more difficult [17-18].

In numerical investigations [20-30], researchers mainly focussed on the modelling of the available experiments with codes coupling chemical kinetics of ignition and fluid dynamics of compressed flows.

However, none of the referred papers tried to investigate the influence of the composition of different gas in the atmospheric straight tube after the disk burst prior to the release. Different gases as oxidizers (air, oxygen O<sub>2</sub>, nitrous oxide N<sub>2</sub>O), inert (nitrogen, helium) or even fuels (C<sub>2</sub>H<sub>4</sub>, C<sub>2</sub>H<sub>2</sub>) can be considered as an ambient gas at atmospheric conditions to fill the pipeline just after the burst disk rupture. The choice of nitrous oxide and acetylene is caused by their thermodynamically unstable nature.

They have positive free enthalpy and then they can decompose exothermically following the reactions:



The advantage to use  $\text{N}_2\text{O}$  and  $\text{C}_2\text{H}_2$  as an ambient atmosphere is their exothermicity with the difference that  $\text{N}_2\text{O}$  is strong oxidizer and  $\text{C}_2\text{H}_2$  is a fuel.

The purpose of this paper is to investigate the spontaneous ignition process of high-pressure hydrogen release to modified atmosphere composed of oxygen, nitrous oxide and acetylene.

## 2.0 EXPERIMENTAL SETUP

Experiments are performed using an experimental setup designed and previously used for studying of hydrogen spontaneous ignitions in air [5].

The setup (Fig. 1 A, B) consists of a release tube of 4 mm internal diameter connected via a rupture disc to a cylindrical storage vessel of 0.37 L volume filled with hydrogen at a high pressure. A compressed air or helium driven valve (DN 4 mm) with a valve opening time lower than 2 ms works as a leak opening tool in all experiments. The thickness of the aluminium membrane used as a burst disk is adjusted to required hydrogen release pressure (see Fig. 2).

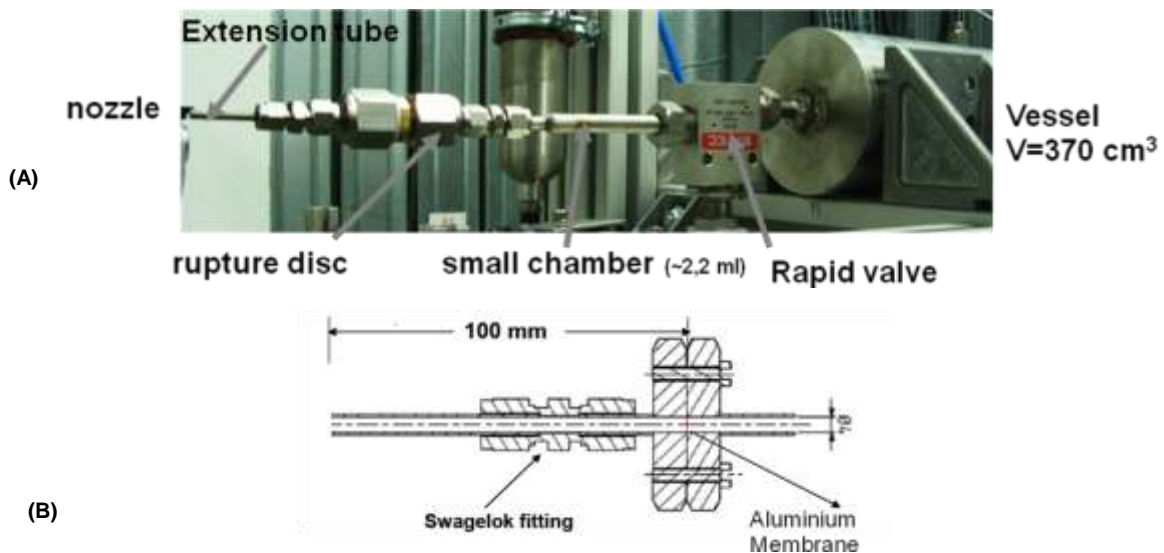


Figure 1. Scheme of the experimental setup (A - general view; B - burst disk details)

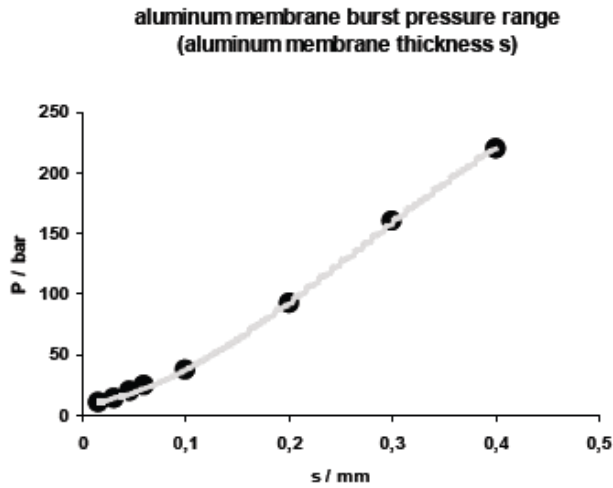


Figure 2. Dependence of burst pressure on thickness of the burst membrane.

For experiments, the vessel is pressurised up to the working pressure and then the rapid valve is opened. Hence the pressure increases above the disk rupture pressure leading to a disk burst and then to a release of hydrogen into the extension tube connected to ambient atmosphere. Depending on the pressure and on the nature of the gas in the extension tube, a spontaneous ignition of the high pressure hydrogen release can occur.

For experiments with a reactive test-gas ( $O_2$ ,  $N_2O$  and  $C_2H_2$ ) in the extension tube, a small vessel (0.3 L) filled by this test-gas at the initial pressure of 2.5 bar is connected via a capillary to the extension tube [A] (see Figure 3). To avoid perturbations of the experiment, the capillary is extracted by a horizontal movement from the extension tube [B] at the end of the filling. Finally, the test-gas vessel is rotated to remove the capillary from the nozzle exit [C]. A side view of three stages of a test preparation are shown in Fig. 3, bottom.

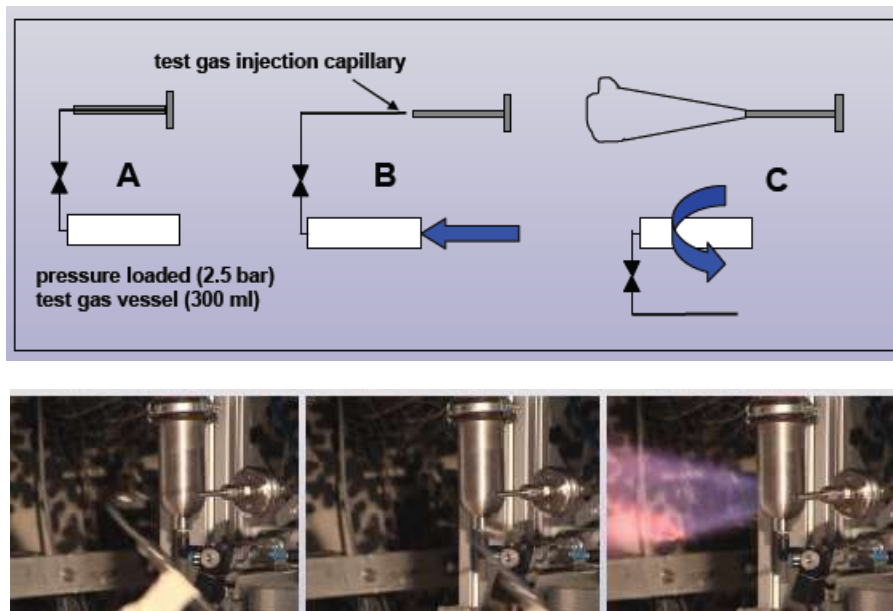


Figure 3. Realization of the injection of the test-gas in the extension tube (top - general scheme; bottom - an example of a capillary extraction at 49 bar  $H_2$  in  $N_2O$ ).

A high speed pressure gauge inside the 0.37 L storage measure the pressure decay after membrane burst. A high speed camera and a focalized photo sensor record the ignition.

### 3.0 EXPERIMENTAL RESULTS

An example of experimental results is given on Fig. 4 for pressure of 12 bar within the extension tube filled with  $O_2$ . Figure 4, left shows a sequence of high speed images of ignited hydrogen release at the frame rate of 20000 fps. High intensity light signal confirms the ignition of high pressure hydrogen released through extension tube filled with oxygen (Fig. 4, right). The combustion process in Fig. 4, left corresponds to afterburning of ignited hydrogen jet in ambient air.

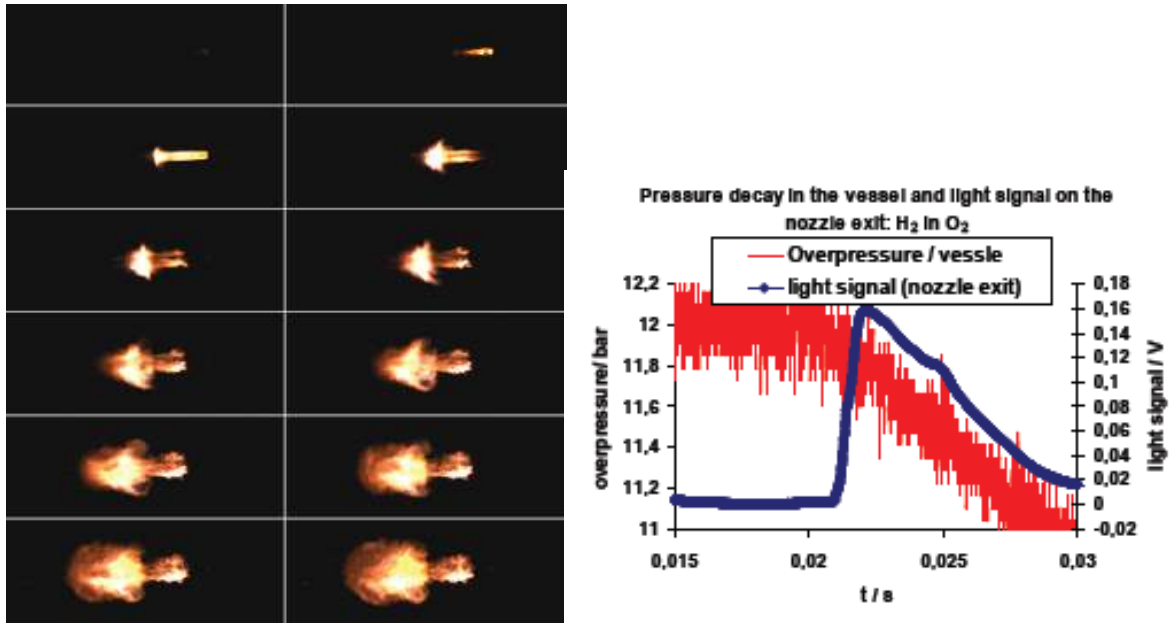


Figure 4. Experimental results for pressure of 12 bar within the extension tube filled with  $O_2$ .

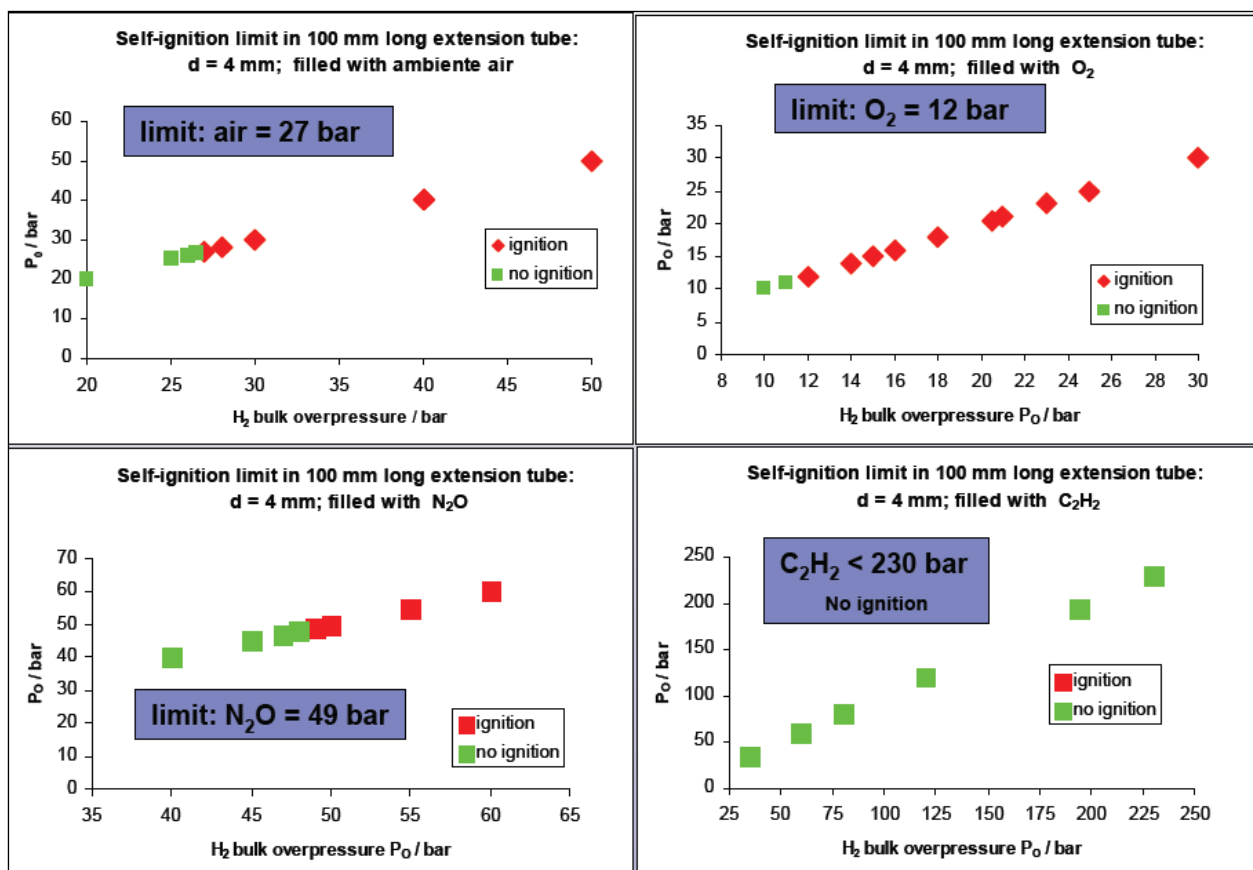


Figure 5. The lowest experimental pressures for spontaneous ignition

As shown on Fig. 5, experimentally is found that for a 4 mm tube diameter with a 100 mm length filled with different gases the lowest hydrogen pressure leading to spontaneous ignition is :

- 27 bars in air
- 12 bars in pure oxygen
- 49 bars in nitrous oxide
- No ignition is observed up to 230 bars for acetylene.

The pressure of 27 bars obtained for air is in good agreement with the previous published studies [2, 5, 7]. When there is oxygen in the extension tube, the minimum successful pressure is reduced to 12 bars showing the acceleration effect of the partial pressure of oxygen on the chemical kinetic of the ignition. When there is nitrous oxide in the extension tube, this pressure increases to 49 bars. Then even if nitrous oxide could be considered to O<sub>2</sub> enriched air (with 33% O<sub>2</sub>), it shows that an important part of the shock energy is consumed to initiate the decomposition of the nitrous oxide. With acetylene in the extension tube, the energy generated by decomposition of acetylene in the shock wave is not sufficient to heat hydrogen up to a sufficiently high temperature to generate auto-ignition in air outside the extension tube.

All observed successful ignition events lead to an attached jet fire.

Experiments without burst disk are also performed. In this case, the hydrogen release is generated by the opening of the high speed valve. No ignition is observed for hydrogen pressure up to 250 bar with air in the extension tube. This result is in good agreement with the observations of [15] and [16] on the diaphragm rupture rate. The same configuration is used with O<sub>2</sub> and N<sub>2</sub>O in the extension tube and it is impossible to produce an ignition in this conditions.

#### 4.0 NUMERICAL RESULTS

Numerical simulations are conducted using the modified version of KIVA-3V developed by Wen and co-workers [20, 21]. The code uses the high-order weighted essentially non-oscillatory (WENO) shock-capturing schemes [31]. Exploiting the symmetric nature of the problem and the limitation of current computing resources, two-dimensional simulations are performed. The numerical schemes are based on an arbitrary Lagrangian and Eulerian (ALE) method [32] in which convective terms are solved separately from the other terms. Each time cycle is divided into two phases: a Lagrangian phase and a rezone phase. Considering the substantial scale difference between diffusion and advection, different numerical schemes are adopted in the two phases. In the Lagrangian phase, a second-order Crank-Nicolson scheme is used for the diffusion terms and the terms associated with pressure wave propagation, a 3<sup>rd</sup>-order TVD Runge-Kutta method [33] is used in the rezone phase to solve the convective terms. The coupled semi-implicit equations in the Lagrangian phase are solved by a SIMPLE type algorithm with individual equations solved by a conjugate residual method [34]. For spatial differencing, a 5<sup>th</sup>-order upwind WENO scheme [31] is used for the convection terms and the second-order central differencing scheme is used for all the other terms.

A mixture-averaged multi-component approach [35] is used for the calculation of molecular transport with consideration of thermal diffusion which is important for non-premixed hydrogen combustion. For auto-ignition chemistry, Saxena and Williams' detailed chemistry scheme [36] which involves 21 elementary steps among 8 reactive chemical species is applied. The scheme was previously validated against a wide range of pressures up to 33 bar. It also gave due consideration to third body reactions and the reaction-rate pressure dependent "falloff" behavior. Since high-pressure hydrogen release undergoes strong under-expansion after discharging into an open space, a detailed chemistry allowing for the pressure dependant reaction rate is essential to accurately predict chemical reaction rates. To

deal with the stiffness problem of the chemistry, the chemical kinetics equations are solved by a variable-coefficient ODE solver [37].

Since spontaneous ignition first occurs inside release tubes, the present study is limited to the flow inside the release tube. The computational domain is composed of a cylindrical high-pressure vessel of large diameter and a release tube. The pressurized cylinder is set up to be sufficiently large to ensure that pressure drop during simulations does not exceed 3% of the initial pressure. The release tube has a diameter of 4 mm and a length  $L$  of 10 cm. An Iris model [20] is used to simulate the rupture process of the pressure boundary. It assumes that the pressure boundary, which is mimicked by a thin diaphragm with a thickness of 0.1mm, ruptures linearly from the centre at a finite pre-determined rate as simulations start. All the solid surfaces (e.g. walls) are assumed to be non-slip and adiabatic. Non-uniform grids are applied to the regions of pressurized cylinder and uniform grids to the tube region. Since ignition is first initiated at the thin contact region or inside the thin boundary layer, a very fine grid resolution is required there to resolve the species profiles in the ignited flame. In this study, a uniform 10 micron grid size is used inside the release tube and the total grid points are approximately 4 millions. The key parameters of the computed release scenarios are summarized in Table 1.

Table 1 Computational details

Parameters	Values
Rupture time ( $\mu\text{s}$ )	5
Release pressure (bar)	Air: 30, 45, 50; Oxygen: 25, 30, 35
Initial temperature (K)	293
Initial diameter of tube (mm)	4
Length of tube (mm)	100
Thickness of film (mm)	0.1
Minimum grid spacing ( $\mu\text{m}$ )	10

Numerical simulations are conducted for three cases involving releases into air and three cases for releases into pure oxygen. The predictions for the six simulated cases are listed in Fig. 6.

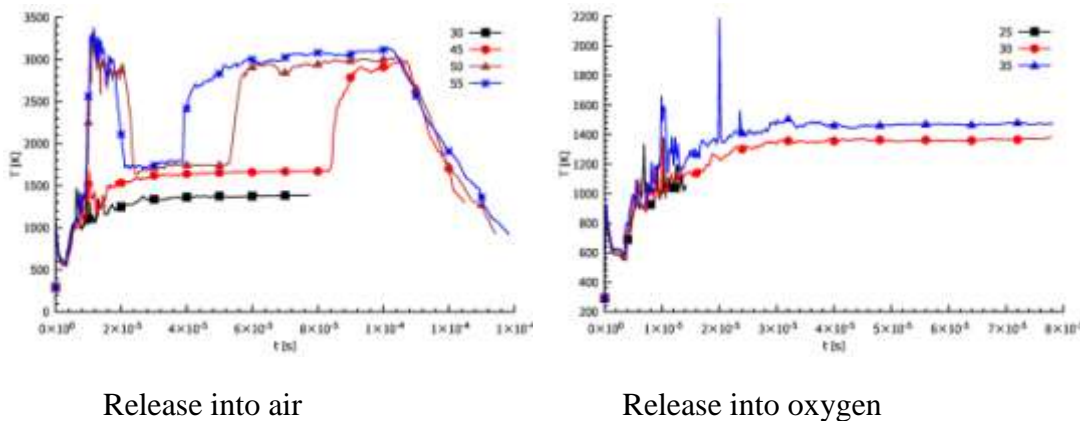


Figure 6. Modelling of spontaneous ignition in different atmospheres

The experimental ignition limits are respectively 27 bar and 12 bar for air and oxygen. Current predictions are much higher than the measured values. The discrepancies are thought to be caused by the limitation in the wall treatment in the current code, i.e. it does not resolve the wall boundary layer and predict the heat production resulting from the wall friction. It is likely that the ignition should first occur inside the wall boundary layer and the roughness of tube wall might also play an important role in the propensity to ignition.

## 5.0 CONCLUSIONS

Experiments are performed to investigate the influence of oxidants (air, pure oxygen O<sub>2</sub> and pure nitrous oxide N<sub>2</sub>O at atmospheric pressure) in the extension tube after the burst disk on the hydrogen spontaneous ignition. For the tube of 4 mm diameter and of 10cm length, the lowest pressures at which the spontaneous ignition is observed are 27, 12 and 49 bars respectively for air, pure oxygen and nitrous oxide in the extension tube. Experiments without a high speed valve instead of a diaphragm fail to produce ignition whatever the oxidant is (air, pure oxygen and nitrous oxide). Numerical simulations are also performed using a high resolution CFD approach. Simulations are in reasonable with the experiments, however predictions are higher than the measured values, due to the fact the boundary layer is not resolved in simulations.

## 6.0 ACKNOWLEDGMENTS

The authors thank Air Liquide for sponsoring this work and for permission to publish this paper.

## 7.0 REFERENCES

1. G.R. Astbury, S.J. Hawksworth Spontaneous ignition of hydrogen leaks: A review of postulated mechanisms, *International Journal of Hydrogen Energy*, Volume 32, Issue 13, September 2007, Pages 2178-2185
2. Dryer, F.L., Chaos, M, Zhao, Z., Stein, J.N., Alpert, J.Y., Homer, C.J., (2007), Spontaneous ignition of pressurized releases of hydrogen and natural gas into air, *Combust. Sci. Tech.*, 179,663-694.
3. K. Yamashita, T. Saburi, Y. Wada, M. Asahara, T. Mogi, A.K. Hayashi Visualization of spontaneous ignition under controlled burst pressure, *International Journal of Hydrogen Energy*, Volume 42, Issue 11, 16 March 2017, Pages 7755-7760
4. Qiangling Duan, Huahua Xiao, Wei Gao, Qingsong Wang, Xiaobo Shen, Lin Jiang, Jinhua Sun An experimental study on shock waves and spontaneous ignition produced by pressurized hydrogen release through a tube into atmosphere. *International Journal of Hydrogen Energy*, Volume 40, Issue 25, 6 July 2015, Pages 8281-8289
5. J. Grune, K. Sempert, M. Kuznetsov, T. Jordan Experimental investigation of flame and pressure dynamics after spontaneous ignition in tube geometry, *International Journal of Hydrogen Energy*, Volume 39, Issue 35, 3 December 2014, Pages 20396-20403
6. Toshio Mogi, Dongjoon Kim, Hiroumi Shiina, Sadashige Horiguchi Self-ignition and explosion during discharge of high-pressure hydrogen, *Journal of Loss Prevention in the Process Industries*, Volume 21, Issue 2, March 2008, Pages 199-204
7. V.V. Golub, D.I. Baklanov, S.V. Golovastov, M.F. Ivanov, I.N. Laskin, A.S. Saveliev, N.V. Semin, V.V. Volodin Mechanisms of high-pressure hydrogen gas self-ignition in tubes, *Journal of Loss Prevention in the Process Industries*, Volume 21, Issue 2, March 2008, Pages 185-198
8. Qiangling Duan, Huahua Xiao, Wei Gao, Xiaobo Shen, Qingsong Wang, Jinhua Sun Experimental investigation on shock waves generated by pressurized gas release through a tube, *Journal of Loss Prevention in the Process Industries*, Volume 36, July 2015, Pages 39-44
9. V.N. Mironov, O.G. Penyazkov, D.G. Ignatenko Self-ignition and explosion of a 13-MPa pressurized unsteady hydrogen jet under atmospheric conditions, *International Journal of Hydrogen Energy*, Volume 40, Issue 16, 4 May 2015, Pages 5749-5762
10. Qiangling Duan, Huahua Xiao, Wei Gao, Liang Gong, Jinhua Sun Experimental investigation of spontaneous ignition and flame propagation at pressurized hydrogen release through tubes with varying cross-section, *Journal of Hazardous Materials*, Volume 320, 15 December 2016, Pages 18-26



11. Qiangling Duan, Feng Zhang, Tao Xiong, Qing Wang, Huahua Xiao, Qingsong Wang, Wei Gao, Liang Gong, Kaiqiang Jin, Jinhua Sun Experimental study of spontaneous ignition and non-premixed turbulent combustion behavior following pressurized hydrogen release through a tube with local enlargement, *Journal of Loss Prevention in the Process Industries*, In Press, Corrected Proof, Available online 27 March 2017
12. Sergey V. Golovastov, Olga Terekhova Self-ignition of hydrogen jet discharged under high pressure into a perforated channel, *Journal of Loss Prevention in the Process Industries*, Volume 43, September 2016, Pages 198-202
13. Hiroshi Terashima, Mitsuo Koshi, Chika Miwada, Toshio Mogi, Ritsu Dobashi Effects of initial diaphragm shape on spontaneous ignition of high-pressure hydrogen in a two-dimensional duct *International Journal of Hydrogen Energy*, Volume 39, Issue 11, 4 April 2014, Pages 6013-6023
14. Golub, VV, Volodin, VV, Baklanov, DI, Golovastov, SV and Lenkevich, DA (2010). In: Physics of Extreme States of Matter, ISBN 978-5-901675-96-0, Chernogolovka, 2010, pp.110-113
15. Sergey Golovastov, Vladimir Bocharnikov The influence of diaphragm rupture rate on spontaneous self-ignition of pressurized hydrogen: Experimental investigation, *International Journal of Hydrogen Energy*, Volume 37, Issue 14, July 2012, Pages 10956-10962
16. Wataru Kaneko, Kazuhiro Ishii Effects of diaphragm rupturing conditions on self-ignition of high-pressure hydrogen, *International Journal of Hydrogen Energy*, Volume 41, Issue 25, 6 July 2016, Pages 10969-10975
17. W. Rudy, A. Teodorczyk, J. Wen Self-ignition of hydrogen–nitrogen mixtures during high-pressure release into air, *International Journal of Hydrogen Energy*, Volume 42, Issue 11, 16 March 2017, Pages 7340-7352
18. Sergey V. Golovastov, Vladimir M. Bocharnikov, Anastasiia A. Samoilova Experimental investigation of influence of methane additions on spontaneous self-ignition of pulsed jet of hydrogen, *International Journal of Hydrogen Energy*, Volume 41, Issue 30, 10 August 2016, Pages 13322-13328
19. W. Rudy, A. Dabkowski, A. Teodorczyk Experimental and numerical study on spontaneous ignition of hydrogen and hydrogen-methane jets in air, *International Journal of Hydrogen Energy*, Volume 39, Issue 35, 3 December 2014, Pages 20388-20395
20. J. X. Wen, B. P. Xu and V.H.Y. Tam, Numerical study on spontaneous ignition of pressurized hydrogen release through a length of tube. *Combust Flame* 2009; 156(11):2173-89.
21. B.P. Xu, J.X. Wen The effect of tube internal geometry on the propensity to spontaneous ignition in pressurized hydrogen release, *International Journal of Hydrogen Energy*, Volume 39, Issue 35, 3 December 2014, Pages 20503-20508
22. B.P. Xu, J.X. Wen, S. Dembele, V.H.Y. Tam, S.J. Hawkworth The effect of pressure boundary rupture rate on spontaneous ignition of pressurized hydrogen release, *Journal of Loss Prevention in the Process Industries*, Volume 22, Issue 3, May 2009, Pages 279-287
23. B.P. Xu, L. El Hima, J.X. Wen, S. Dembele, V.H.Y. Tam, T. Donchev Numerical study on the spontaneous ignition of pressurized hydrogen release through a tube into air, *Journal of Loss Prevention in the Process Industries*, Volume 21, Issue 2, March 2008, Pages 205-213
24. B.P. Xu, J.X. Wen Numerical study of spontaneous ignition in pressurized hydrogen release through a length of tube with local contraction, *International Journal of Hydrogen Energy*, Volume 37, Issue 22, November 2012, Pages 17571-17579
25. B.P. Xu, J.X. Wen, V.H.Y. Tam The effect of an obstacle plate on the spontaneous ignition in pressurized hydrogen release: A numerical study. *International Journal of Hydrogen Energy*, Volume 36, Issue 3, February 2011, Pages 2637-2644
26. B.P. Xu, L. EL Hima, J.X. Wen, V.H.Y. Tam Numerical study of spontaneous ignition of pressurized hydrogen release into air. *International Journal of Hydrogen Energy*, Volume 34, Issue 14, July 2009, Pages 5954-5960
27. B.P. Xu, L. El Hima, J.X. Wen, S. Dembele, V.H.Y. Tam, T. Donchev Numerical study on the spontaneous ignition of pressurized hydrogen release through a tube into air, *Journal of Loss Prevention in the Process Industries*, Volume 21, Issue 2, March 2008, Pages 205-213

28. M.V. Bragin, D.V. Makarov, V.V. Molkov Pressure limit of hydrogen spontaneous ignition in a T- shaped channel, *International Journal of Hydrogen Energy*, Volume 38, Issue 19, 27 June 2013, Pages 8039-8052
29. M.V. Bragin, V.V. Molkov Physics of spontaneous ignition of high-pressure hydrogen release and transition to jet fire, *International Journal of Hydrogen Energy*, Volume 36, Issue 3, February 2011, Pages 2589-2596
30. Youhi Morii, Hiroshi Terashima, Mitsuo Koshi, Taro Shimizu Numerical study of the effect of obstacles on the spontaneous ignition of high-pressure hydrogen, *Journal of Loss Prevention in the Process Industries*, Volume 34, March 2015, Pages 92-99
31. Jang, G.S. and Shu, C.W., Efficient Implementation of Weighted ENO Schemes, *J. of Comput. Phys.* 126, 1996, pp. 202-228.
32. C.W.Hirt, A.A.Amsden, J.L.Cook, *J. Comput. Phys.* 14 (1974) 227.
33. Balsara, D., Shu, C.W, Monotonicity Preserving Weighted Essentially non-oscillatory Schemes with Increasingly High Order of Accuracy, *J. of Comput. Phys.* 160, 2000, pp. 405-452.
34. P.J. O'Rourke, A.A. Amsden, Implementation of a conjugate residual iteration in the KIVA computer program, Los Alamos National Laboratory report LA-10849-MS, 1986.
35. R.J. Kee, F.A. Rupley, J.A. Miller, Chemkin II: a fortran chemical kinetics package for the analysis of gas-phase chemical kinetics. Sandia National Laboratories Report No. SAND89-8009, 1989.
36. Saxena, P. and Williams, F.A., Testing a small detailed chemical-kinetic mechanism for the combustion of hydrogen and carbon monoxide, *Combustion and Flame*, 145, 2006, pp. 316-323.
37. Brown, P.N., Byrne, G.D., Hinkmarsh, A.C., VODE, a variable-coefficient ODE solver, *SIAM J. Sci. Stat. Comput.* 10, 1989, pp.1038-1051.